



Figure similar

CONNECT. MOD. TP2 W/O LED PUSHIN TERM.

Connection module TP2 8 channels f. 2 A digital output and 2x6 multiplication terminals Type: Push-in terminal without LED, VPE=1 unit 16 pole IDC connection for cable

target system	SIMATIC S7-300 / 1500
suitability for use	2A Output module
product type designation	Fully modular connection
product designation	Connection module
electrical data	
operating voltage	
• at DC / rated value	24 V
• rated value	50 V
• at DC / maximum	50 V
ampacity / per pin / maximum	1 A
continuous current / at DC / per signal cable / maximum	2 A
product function / infeed function	Yes
product component	
• PE connection	No
• shield connection	No
• disconnecter	No
product feature / cross-connectable	No
connection method	
number of terminals	20; 8 x O; 2 x 6 x M
number of channels	8
type of connecting terminal	push-in
position / of the terminal	Top
number of terminal levels	1
design of terminal / terminal levels internally linked	No
type of electrical connection / for connecting cable	Plug-in connection
number of poles / at the 1st interface	16; IDC connector with installed strain relief for the connecting cable
number of the plug contacts / of the electrical connection	1
wire length / maximum	30 m; between front connector module and Connection module
type of connectable conductor cross-sections / solid	No
connectable conductor cross-section	
• for flexible conductor / with core end processing	0.2 ... 2.5 mm ² ; End sleeve according to DIN 46228/1 or DIN 46228/4 with plastic collar
• stranded	0.2 ... 2.5 mm ²
• finely stranded / without core end processing	0.2 ... 2.5 mm ²
• finely stranded / with core end processing	0.2 ... 2.5 mm ²
number of cables / per connection	2; Connection for internal system: Combination of 1 or 2 Wires until the sum total of cross sections be achieved in a ferrule.
width of screwdriver blade	3.5 mm
standards, specifications, approvals	
certificate of suitability	

• cULus approval	Yes
design tested acc. to type of protection / EEx e	No
overvoltage category	2
degree of pollution	2
combustibility class according to UL 94	V1

standards, specifications, approvals / Environmental Product Declaration

Environmental Product Declaration	Yes
global warming potential [CO2 eq]	
• total	14.6 kg
• during manufacturing	0.8 kg
• during operation	13.7 kg
• after end of life	0.08 kg

ambient conditions

ambient temperature	
• during operation	0 ... 60 °C
• during storage	-40 ... +70 °C

mechanical data

width × height × depth	57 mm × 76 mm × 60 mm
mounting type	DIN rail 35 mm, DIN rail 15 mm
mounting position	any
height / with lowest-profile installation	60 mm
net weight	0.1 kg
insulation material	other
color	
• of the enclosure	grey
• of the light source	without
product component / required / end cover plate	No

further information / internet links

internet link	
• to website: Industry Mall	https://mall.industry.siemens.com
• to web page: selection aid TIA Selection Tool	https://www.siemens.com/tstcloud
• to web page: system cabling	https://siemens.com/simatic-top-connect
• to website: CAx-Download-Manager	https://siemens.com/cax
• to website: Industry Online Support	https://support.industry.siemens.com





additional information

other information	Specifications at rated input voltage and ambient temperature +25 °C (unless otherwise specified)
marketing text	The TP2 connection module for the 2-ampere output modules with 8 channels for a 2-wire connection with push-in terminals without LED for signalling forms the interface between the connecting cables of the peripherals brought in from the field and the SIMATIC S7. This is mounted on the DIN rail and, thanks to its functionality with push-in terminals, is precisely adapted to the respective task. This connection module is part of the fully modular SIMATIC TOP connect connection for the fastest and safest system cabling. In addition to low wiring costs, error sources in cabling can be significantly reduced. Sensors and actuators from the peripherals are combined with the connection modules of SIMATIC TOP connect and connected to the SIMATIC S7-300/1500 via cable and front plug-in module.

Classifications

	Version	Classification
eClass	14	27-25-01-12
eClass	12	27-14-11-28
eClass	9.1	27-14-11-28
eClass	9	27-14-11-28
eClass	8	27-14-11-28
eClass	7.1	27-14-11-28
eClass	6	27-14-11-28
ETIM	9	EC000900
ETIM	8	EC000900
ETIM	7	EC000900
UNSPSC	15	39-12-14-10

Approvals / Certificates

General Product Approval		EMV	Environment	
Manufacturer Declaration	 UL	 RCM	 RCM	 EPD

last modified: 4/9/2025 