



spare part SIPLUS S7-300 CPU 317F-2PN/DP based on 6ES7317-2FK14-0AB0 with conformal coating, -25...+60 °C, central processing unit with 1.5 MB work memory, 1st interface MPI/DP 12 Mbps, 2nd interface Ethernet PROFINET, with 2-port switch, Micro Memory Card required

General information	
Product type designation	CPU 317F-2 PN/DP
Product function	
• Isochronous mode	Yes; Via PROFIBUS DP or PROFINET interface
Engineering with	
• Programming package	STEP 7 V5.5 or higher, Distributed Safety V5.4 SP4
Supply voltage	
Rated value (DC)	24 V; A power supply according to EN 50155 shall be used
permissible range, lower limit (DC)	20.4 V
permissible range, upper limit (DC)	28.8 V
external protection for power supply lines (recommendation)	2 A min.
Input current	
Current consumption (rated value)	750 mA
Current consumption (in no-load operation), typ.	150 mA
Inrush current, typ.	4 A
I²t	1 A²·s
Power loss	
Power loss, typ.	4.65 W
Memory	
Work memory	
• integrated	1 536 kbyte
• expandable	No
Load memory	
• Plug-in (MMC)	Yes
• Plug-in (MMC), max.	8 Mbyte
• Data management on MMC (after last programming), min.	10 a
Backup	
• present	Yes; Guaranteed by MMC (maintenance-free)
• without battery	Yes; Program and data
CPU processing times	
for bit operations, typ.	0.025 µs
for word operations, typ.	0.03 µs
for fixed point arithmetic, typ.	0.04 µs
for floating point arithmetic, typ.	0.16 µs
CPU-blocks	
Number of blocks (total)	2 048; (DBs, FCs, FBs); the maximum number of loadable blocks can be reduced by the MMC used.
DB	
• Number, max.	2 048; Number range: 1 to 16000

• Size, max.	64 kbyte
FB	
• Number, max.	2 048; Number range: 0 to 7999
• Size, max.	64 kbyte
FC	
• Number, max.	2 048; Number range: 0 to 7999
• Size, max.	64 kbyte
OB	
• Size, max.	64 kbyte
• Number of free cycle OBs	1; OB 1
• Number of time alarm OBs	1; OB 10
• Number of delay alarm OBs	2; OB 20, 21
• Number of cyclic interrupt OBs	4; OB 32, 33, 34, 35
• Number of process alarm OBs	1; OB 40
• Number of DPV1 alarm OBs	3; OB 55, 56, 57
• Number of isochronous mode OBs	1; OB 61 - isochronous mode is possible either on DP or PROFINET IO (not simultaneously)
• Number of startup OBs	1; OB 100
• Number of asynchronous error OBs	6; OB 80, 82, 83, 85, 86, 87 (OB83 only for PROFINET IO)
• Number of synchronous error OBs	2; OB 121, 122
Nesting depth	
• per priority class	16
• additional within an error OB	4
Counters, timers and their retentivity	
S7 counter	
• Number	512
Retentivity	
— adjustable	Yes
— preset	Z 0 to Z 7
Counting range	
— adjustable	Yes
— lower limit	0
— upper limit	999
IEC counter	
• present	Yes
• Type	SFB
• Number	Unlimited (limited only by RAM capacity)
S7 times	
• Number	512
Retentivity	
— adjustable	Yes
— preset	No retentivity
Time range	
— lower limit	10 ms
— upper limit	9 990 s
IEC timer	
• present	Yes
• Type	SFB
• Number	Unlimited (limited only by RAM capacity)
Data areas and their retentivity	
Retentive data area (incl. timers, counters, flags), max.	256 kbyte
Flag	
• Size, max.	4 096 byte
• Retentivity available	Yes; From MB 0 to MB 4 095
• Retentivity preset	MB 0 to MB 15
• Number of clock memories	8; 1 memory byte
Data blocks	
• Retentivity adjustable	Yes; via non-retain property on DB
• Retentivity preset	Yes
Local data	
• per priority class, max.	32 768 byte; Max. 2048 bytes per block

Address area	
I/O address area	
• Inputs	8 192 byte
• Outputs	8 192 byte
of which distributed	
— Inputs	8 192 byte
— Outputs	8 192 byte
Process image	
• Inputs	8 192 byte
• Outputs	8 192 byte
• Inputs, adjustable	8 192 byte
• Outputs, adjustable	8 192 byte
• Inputs, default	256 byte
• Outputs, default	256 byte
Subprocess images	
• Number of subprocess images, max.	1; With PROFINET IO, the length of the user data is limited to 1600 bytes
Digital channels	
• Inputs	65 536
— of which central	1 024
• Outputs	65 536
— of which central	1 024
Analog channels	
• Inputs	4 096
— of which central	256
• Outputs	4 096
— of which central	256
Hardware configuration	
Number of expansion units, max.	3
Number of DP masters	
• integrated	1
• via CP	4
Number of operable FMs and CPs (recommended)	
• FM	8
• CP, PtP	8
• CP, LAN	10
Rack	
• Racks, max.	4
• Modules per rack, max.	8
Time of day	
Clock	
• Hardware clock (real-time)	Yes
• retentive and synchronizable	Yes
• Backup time	6 wk; At 40 °C ambient temperature
• Deviation per day, max.	10 s; Typ.: 2 s
• Behavior of the clock following POWER-ON	Clock continues running after POWER OFF
• Behavior of the clock following expiry of backup period	the clock continues at the time of day it had when power was switched off
Operating hours counter	
• Number	4
• Number/Number range	0 to 3
• Range of values	0 to 2 ³¹ hours (when using SFC 101)
• Granularity	1 h
• retentive	Yes; Must be restarted at each restart
Clock synchronization	
• supported	Yes
• to MPI, master	Yes
• on MPI, device	Yes
• to DP, master	Yes; With DP slave only slave clock
• on DP, device	Yes
• in AS, master	Yes
• in AS, device	Yes

• on Ethernet via NTP	Yes; As client
Digital inputs	
Number of digital inputs	0
Digital outputs	
Number of digital outputs	0
Analog inputs	
Number of analog inputs	0
Interfaces	
Number of PROFINET interfaces	1
Number of RS 485 interfaces	1
Number of RS 422 interfaces	0
1. Interface	
Interface type	Integrated RS 485 interface
Isolated	Yes
Interface types	
• RS 485	Yes
• Output current of the interface, max.	200 mA
Protocols	
• MPI	Yes
• PROFIBUS DP master	Yes
• PROFIBUS DP device	Yes
• Point-to-point connection	No
MPI	
• Transmission rate, max.	12 Mbit/s
Services	
— PG/OP communication	Yes
— Routing	Yes
— Global data communication	Yes
— S7 basic communication	Yes
— S7 communication	Yes
— S7 communication, as client	No; but via CP and loadable FB
— S7 communication, as server	Yes
PROFIBUS DP master	
• Transmission rate, max.	12 Mbit/s
• max. number of DP devices	124
Services	
— PG/OP communication	Yes
— Routing	Yes
— Global data communication	No
— S7 basic communication	Yes; I blocks only
— S7 communication	Yes
— S7 communication, as client	No
— S7 communication, as server	Yes
— Equidistance	Yes
— Isochronous mode	Yes; OB 61; isochronous mode can only be used alternatively on PROFIBUS DP or PROFINET IO
— SYNC/FREEZE	Yes
— activation/deactivation of DP devices	Yes
— max. number of DP devices that can be activated/deactivated at the same time	8
— Direct data exchange (slave-to-slave communication)	Yes; as subscriber
— DPV1	Yes
Address area	
— Inputs, max.	8 kbyte
— Outputs, max.	8 kbyte
User data per DP device	
— Inputs, max.	244 byte
— Outputs, max.	244 byte
1st interface / PROFIBUS DP device / header	
• Transmission rate, max.	12 Mbit/s

• automatic baud rate search	Yes; only with passive interface
• Address area, max.	32
• User data per address area, max.	32 byte
Services	
— PG/OP communication	Yes
— Routing	Yes; Only with active interface
— Global data communication	No
— S7 basic communication	No
— S7 communication	Yes
— S7 communication, as client	No
— S7 communication, as server	Yes; Connection configured on one side only
— Direct data exchange (slave-to-slave communication)	Yes
— DPV1	No
Transfer memory	
— Inputs	244 byte
— Outputs	244 byte
2. Interface	
Interface type	PROFINET
Isolated	Yes
automatic detection of transmission rate	Yes; 10/100 Mbit/s
Autonegotiation	Yes
Autocrossing	Yes
Change of IP address at runtime, supported	Yes
Interface types	
• RJ 45 (Ethernet)	Yes
• Number of ports	2
• integrated switch	Yes
Protocols	
• MPI	No
• PROFINET IO Controller	Yes; Also simultaneously with IO-Device functionality
• PROFINET IO Device	Yes; Also simultaneously with IO Controller functionality
• PROFINET CBA	Yes
• PROFIBUS DP master	No
• PROFIBUS DP device	No
• Open IE communication	Yes; Via TCP/IP, ISO on TCP, and UDP
• Web server	Yes
• Media redundancy	Yes
PROFINET IO Controller	
• Transmission rate, max.	100 Mbit/s
Services	
— PG/OP communication	Yes
— Routing	Yes
— S7 communication	Yes; with loadable FBs, max. configurable connections: 16, max. number of instances: 32
— Isochronous mode	Yes; OB 61; isochronous mode can only be used alternatively on PROFIBUS DP or PROFINET IO
— IRT	Yes
— Shared device	Yes
— Prioritized startup	Yes
— Number of IO devices with prioritized startup, max.	32
— Number of connectable IO Devices, max.	128
— Of which IO devices with IRT, max.	64
— of which in line, max.	64
— Number of IO Devices with IRT and the option "high flexibility"	128
— of which in line, max.	61
— Number of connectable IO Devices for RT, max.	128
— of which in line, max.	128
— Activation/deactivation of IO Devices	Yes
— Number of IO Devices that can be simultaneously activated/deactivated, max.	8

— IO Devices changing during operation (partner ports), supported	Yes
— Number of IO Devices per tool, max.	8
— Device replacement without swap medium	Yes
— Send cycles	250 µs, 500 µs, 1 ms; 2 ms, 4 ms (not in the case of IRT with "high flexibility" option)
— Updating time	250 µs to 512 ms (depending on the operating mode, see Manual "S7-300 CPU 31xC and CPU 31x, technical Data" for more details)
Address area	
— Inputs, max.	8 kbyte
— Outputs, max.	8 kbyte
— User data consistency, max.	1 024 byte
PROFINET IO Device	
Services	
— PG/OP communication	Yes
— Routing	Yes
— S7 communication	Yes; with loadable FBs, max. configurable connections: 16, max. number of instances: 32
— Isochronous mode	No
— IRT	Yes
— PROFINergy	Yes; With SFB 73 / 74 prepared for loadable PROFINergy standard FB for I-Device
— Shared device	Yes
— Number of IO Controllers with shared device, max.	2
Transfer memory	
— Inputs, max.	1 440 byte; Per IO Controller with shared device
— Outputs, max.	1 440 byte; Per IO Controller with shared device
Submodules	
— Number, max.	64
— User data per submodule, max.	1 024 byte
PROFINET CBA	
• acyclic transmission	Yes
• cyclic transmission	Yes
Open IE communication	
• Number of connections, max.	16
• Local port numbers used at the system end	0, 20, 21, 25, 80, 102, 135, 161, 8080, 34962, 34963, 34964, 65532, 65533, 65534, 65535
• Keep-alive function, supported	Yes
Protocols	
PROFIsafe	Yes
Redundancy mode	
Media redundancy	
— Switchover time on line break, typ.	200 ms; PROFINET MRP
— Number of stations in the ring, max.	50
Open IE communication	
• TCP/IP	Yes; via integrated PROFINET interface and loadable FBs
— Number of connections, max.	16
— Data length for connection type 01H, max.	1 460 byte
— Data length for connection type 11H, max.	32 768 byte
— several passive connections per port, supported	Yes
• ISO-on-TCP (RFC1006)	Yes; via integrated PROFINET interface and loadable FBs
— Number of connections, max.	16
— Data length, max.	32 768 byte
• UDP	Yes; via integrated PROFINET interface and loadable FBs
— Number of connections, max.	16
— Data length, max.	1 472 byte
Web server	
• supported	Yes
• User-defined websites	Yes
• Number of HTTP clients	5
communication functions / header	
PG/OP communication	Yes

Data record routing	Yes
Global data communication	
• supported	Yes
• Number of GD loops, max.	8
• Number of GD packets, max.	8
• Number of GD packets, transmitter, max.	8
• Number of GD packets, receiver, max.	8
• Size of GD packets, max.	22 byte
• Size of GD packet (of which consistent), max.	22 byte
S7 basic communication	
• supported	Yes
• User data per job, max.	76 byte
• User data per job (of which consistent), max.	76 byte; 76 bytes (with X_SEND or X_RCV); 64 bytes (with X_PUT or X_GET as server)
S7 communication	
• supported	Yes
• as server	Yes
• as client	Yes; via integrated PROFINET interface and loadable FB or via CP and loadable FB
• User data per job, max.	See online help of STEP 7 (shared parameters of the SFBs/FBs and of the SFCs/FCs of S7 Communication)
S5 compatible communication	
• supported	Yes; via CP and loadable FC
communication functions / PROFINET CBA (with set target communication load) / header	
• Setpoint for the CPU communication load	50 %
• Number of remote interconnection partners	32
• number of master/device functions	30
• total of all master/device connections	1 000
• data length of all incoming master/device connections, max.	4 000 byte
• data length of all outgoing master/device connections, max.	4 000 byte
• Number of device-internal and PROFIBUS interconnections	500
• Data length of device-internal und PROFIBUS interconnections, max.	4 000 byte
• Data length per connection, max.	1 400 byte
performance data / PROFINET CBA / remote interconnection / with acyclic transfer / header	
— Sampling interval, min.	500 ms
— Number of incoming interconnections	100
— Number of outgoing interconnections	100
— Data length of all incoming interconnections, max.	2 000 byte
— Data length of all outgoing interconnections, max.	2 000 byte
— Data length per connection, max.	1 400 byte
performance data / PROFINET CBA / remote interconnection / with cyclic transfer / header	
— Transmission frequency: Transmission interval, min.	10 ms
— Number of incoming interconnections	200
— Number of outgoing interconnections	200
— Data length of all incoming interconnections, max.	2 000 byte
— Data length of all outgoing interconnections, max.	2 000 byte
— Data length per connection, max.	450 byte
performance data / PROFINET CBA / HMI variables via PROFINET / acyclic / header	
— Number of stations that can log on for HMI variables (PN OPC/iMap)	3; 2x PN OPC/1x iMap
— HMI variable updating	500 ms
— Number of HMI variables	200
— Data length of all HMI variables, max.	2 000 byte
performance data / PROFINET CBA / PROFIBUS proxy functionality / header	
— supported	Yes
— Number of linked PROFIBUS devices	16
— Data length per connection, max.	240 byte; Slave-dependent
Number of connections	
• overall	32

<ul style="list-style-type: none"> • usable for PG communication <ul style="list-style-type: none"> — reserved for PG communication — adjustable for PG communication, min. — adjustable for PG communication, max. • usable for OP communication <ul style="list-style-type: none"> — reserved for OP communication — adjustable for OP communication, min. — adjustable for OP communication, max. • usable for S7 basic communication <ul style="list-style-type: none"> — reserved for S7 basic communication — adjustable for S7 basic communication, min. — adjustable for S7 basic communication, max. • usable for S7 communication <ul style="list-style-type: none"> — reserved for S7 communication — adjustable for S7 communication, min. — adjustable for S7 communication, max. • total number of instances, max. • usable for routing 	31 1 1 31 31 1 1 31 30 0 0 30 16 0 0 16 32 X1 as MPI: max. 10; X1 as DP master: max. 24; X1 as DP slave (active): max. 14; X2 as PROFINET: 24 max.
S7 message functions	
Number of login stations for message functions, max.	32; Depending on the configured connections for PG/OP and S7 basic communication
Process diagnostic messages	Yes
simultaneously active Alarm_S blocks, max.	300
Test commissioning functions	
Status block	Yes; Up to 2 simultaneously
Single step	Yes
Number of breakpoints	4
Status/control	
<ul style="list-style-type: none"> • Status/control variable 	Yes
<ul style="list-style-type: none"> • Variables 	Inputs, outputs, memory bits, DB, times, counters
<ul style="list-style-type: none"> • Number of variables, max. 	30
<ul style="list-style-type: none"> — of which status variables, max. 	30
<ul style="list-style-type: none"> — of which control variables, max. 	14
Forcing	
<ul style="list-style-type: none"> • Forcing 	Yes
<ul style="list-style-type: none"> • Forcing, variables 	Inputs, outputs
<ul style="list-style-type: none"> • Number of variables, max. 	10
Diagnostic buffer	
<ul style="list-style-type: none"> • present 	Yes
<ul style="list-style-type: none"> • Number of entries, max. 	500
<ul style="list-style-type: none"> — adjustable 	No
<ul style="list-style-type: none"> — of which powerfail-proof 	100; Only the last 100 entries are retained
<ul style="list-style-type: none"> • Number of entries readable in RUN, max. 	499
<ul style="list-style-type: none"> — adjustable 	Yes; From 10 to 499
<ul style="list-style-type: none"> — preset 	10
Service data	
<ul style="list-style-type: none"> • can be read out 	Yes
Isolation	
Isolation tested with	500 V AC for 1 minute
Standards, approvals, certificates	
CE mark	Yes
UL approval	Yes; File E239877
RCM (formerly C-TICK)	Yes
KC approval	Yes
EAC (formerly Gost-R)	Yes
Use in hazardous areas	
<ul style="list-style-type: none"> • ATEX 	Yes
Railway application	
<ul style="list-style-type: none"> • EN 50155 	Yes; Sections 4, 5 and 12; no further agreements apply; T1, Category 1, Class A/B, EN 50155:2007


Ambient conditions			
Ambient temperature during operation			
<ul style="list-style-type: none">• min.• max.	-25 °C; = Tmin 60 °C; = Tmax; the rated temperature range of -25 ... +55 °C (T1) applies for the use on railway vehicles according to EN50155		
Ambient temperature during storage/transportation			
<ul style="list-style-type: none">• min.• max.	-40 °C 70 °C		
Altitude during operation relating to sea level			
<ul style="list-style-type: none">• Installation altitude above sea level, max.• Ambient air temperature-barometric pressure-altitude	2 000 m Tmin ... Tmax at 1 140 hPa ... 795 hPa (-1 000 m ... +2 000 m)		
Relative humidity			
<ul style="list-style-type: none">• With condensation, tested in accordance with IEC 60068-2-38, max.	100 %; RH incl. condensation/frost (no commissioning under condensation conditions)		
Resistance			
Use in stationary industrial systems			
<ul style="list-style-type: none">— to biologically active substances according to EN 60721-3-3— to chemically active substances according to EN 60721-3-3— to mechanically active substances according to EN 60721-3-3	Yes; Class 3B2 mold, fungus and dry rot spores (with the exception of fauna); Class 3B3 on request Yes; Class 3C4 (RH < 75 %) incl. salt spray acc. to EN 60068-2-52 (severity degree 3); * Yes; Class 3S4 incl. sand, dust, *		
Use on land craft, rail vehicles and special-purpose vehicles			
<ul style="list-style-type: none">— to biologically active substances according to EN 60721-3-5— to chemically active substances according to EN 60721-3-5— to mechanically active substances according to EN 60721-3-5	Yes; Class 5B2 mold, fungus and dry rot spores (with the exception of fauna); Class 5B3 on request Yes; Class 5C3 (RH < 75 %) incl. salt spray acc. to EN 50155 (ST2); * Yes; Class 5S3 incl. sand, dust; *		
Remark			
<ul style="list-style-type: none">— Note regarding classification of environmental conditions acc. to EN 60721, EN 60654-4 and ANSI/ISA-71.04	* The supplied plug covers must remain in place over the unused interfaces during operation!		
configuration / header			
Configuration software			
<ul style="list-style-type: none">• STEP 7	Yes; V5.5 or higher		
configuration / programming / header			
<ul style="list-style-type: none">• Command set• Nesting levels• System functions (SFC)• System function blocks (SFB)	see instruction list 8 see instruction list see instruction list		
Programming language			
<ul style="list-style-type: none">— LAD— FBD— STL— SCL— CFC— GRAPH— HiGraph®	Yes Yes Yes Yes Yes Yes		
Know-how protection			
<ul style="list-style-type: none">• User program protection/password protection• Block encryption	Yes Yes; With S7 block Privacy		
Dimensions			
Width	40 mm		
Height	125 mm		
Depth	130 mm		
Weights			
Weight, approx.	340 g		
Classifications			
		Version	Classification
	eClass	14	27-24-22-07
	eClass	12	27-24-22-07

eClass	9.1	27-24-22-07
eClass	9	27-24-22-07
eClass	8	27-24-22-07
eClass	7.1	27-24-22-07
eClass	6	27-24-22-07
ETIM	9	EC000236
ETIM	8	EC000236
ETIM	7	EC000236
IDEA	4	3565
UNSPSC	15	32-15-17-05

Approvals / Certificates


General Product Approval


[Miscellaneous](#)


EG-Konf.

[Manufacturer Declaration](#)

[Declaration of Conformity](#)


TUV


UL

EMV

For use in hazardous locations

Test Certificates

[KC](#)


RCM

[CCC-Ex](#)


TUV

last modified:

12/8/2024 