



Figure similar

SIPLUS S7-1200 SM 1223 8DI/DQ based on 6ES7223-1QH32-0XB0 with conformal coating, -20...+60 °C, SIMATIC S7-1200, digital inputs/ output SM 1223, 8 DI AC/8 DQ RLY, 8 DI 120/230 V AC, 8 DQ relay 2 A

General information	
Product type designation	SM 1223, DI 8x120/230 V AC, DQ 8x relay
based on	6ES7223-1QH32-0XB0
Supply voltage	
Rated value (DC)	24 V
permissible range, lower limit (DC)	20.4 V
permissible range, upper limit (DC)	28.8 V
Input current	
from backplane bus 5 V DC, max.	120 mA
output voltage / header	
supply voltage of the transmitters / header	
• present	Yes
Power loss	
Power loss, typ.	7.5 W
Digital inputs	
Number of digital inputs	8
• in groups of	4
Input characteristic curve in accordance with IEC 61131, type 1	Yes
Number of simultaneously controllable inputs	
all mounting positions	
— up to 40 °C, max.	8
horizontal installation	
— up to 40 °C, max.	8
— up to 50 °C, max.	8
vertical installation	
— up to 40 °C, max.	8
Input voltage	
• Type of input voltage	AC
• Rated value (AC)	120/230 V AC
• for signal "0"	20 V AC at 1 mA
• for signal "1"	79 V AC at 2.5 mA
Input current	
• for signal "0", max. (permissible quiescent current)	1 mA
• for signal "1", min.	2.5 mA
• for signal "1", typ.	9 mA
Input delay (for rated value of input voltage)	
for standard inputs	
— parameterizable	Yes; 0.2 ms, 0.4 ms, 0.8 ms, 1.6 ms, 3.2 ms, 6.4 ms and 12.8 ms, selectable in groups of four

for interrupt inputs	
— parameterizable	Yes
Cable length	
• shielded, max.	500 m
• unshielded, max.	300 m
Digital outputs	
Number of digital outputs	8
• in groups of	4
Short-circuit protection	No; to be provided externally
Switching capacity of the outputs	
• with resistive load, max.	2 A
• on lamp load, max.	30 W with DC, 200 W with AC
Output voltage	
• Rated value (DC)	5 V DC to 30 V DC
• Rated value (AC)	5 V AC to 250 V AC
Output current	
• for signal "1" rated value	2 A
• for signal "1" permissible range, max.	2 A
Output delay with resistive load	
• "0" to "1", max.	10 ms
• "1" to "0", max.	10 ms
Total current of the outputs (per group)	
horizontal installation	
— up to 50 °C, max.	8 A; Current per mass
Relay outputs	
• Number of relay outputs	8
• Rated supply voltage of relay coil L+ (DC)	24 V
• Number of operating cycles, max.	mechanically 10 million, at rated load voltage 100 000
Switching capacity of contacts	
— with inductive load, max.	2 A
— on lamp load, max.	30 W with DC, 200 W with AC
— with resistive load, max.	2 A
Cable length	
• shielded, max.	500 m
• unshielded, max.	150 m
Interrupts/diagnostics/status information	
Alarms	Yes
Diagnostics function	Yes
Alarms	
• Diagnostic alarm	Yes
Diagnostics indication LED	
• for status of the inputs	Yes
• for status of the outputs	Yes
• for maintenance	Yes
Potential separation	
Potential separation digital inputs	
• between the channels, in groups of	2
Potential separation digital outputs	
• between the channels	Relays
• between the channels, in groups of	2
• between the channels and backplane bus	1 500 V AC for 1 minute
Permissible potential difference	
between different circuits	750 V AC for 1 minute
Degree and class of protection	
IP degree of protection	IP20
Standards, approvals, certificates	
Ecological footprint	
• environmental product declaration	Yes
Global warming potential	
— global warming potential, (total) [CO2 eq]	123 kg

— global warming potential, (during production) [CO2 eq]	12.1 kg
— global warming potential, (during operation) [CO2 eq]	111 kg
— global warming potential, (after end of life cycle) [CO2 eq]	-0.434 kg
Ambient conditions	
Ambient temperature during operation	
• min.	-20 °C; = Tmin (incl. condensation/frost); start-up @ 0 °C
• max.	60 °C; = Tmax
Ambient temperature during storage/transportation	
• min.	-40 °C
• max.	70 °C
Altitude during operation relating to sea level	
• Ambient air temperature-barometric pressure-altitude	Tmin ... Tmax at 1 080 hPa ... 795 hPa (-1 000 m ... +2 000 m) // Tmin ... (Tmax - 10 K) at 795 hPa ... 658 hPa (+2 000 m ... +3 500 m) // Tmin ... (Tmax - 20 K) at 658 hPa ... 540 hPa (+3 500 m ... +5 000 m)
Relative humidity	
• Operation at 25 °C without condensation, max.	95 %
• With condensation, tested in accordance with IEC 60068-2-38, max.	100 %; RH incl. condensation/frost (no commissioning under condensation conditions)
Resistance	
Coolants and lubricants	
— Resistant to commercially available coolants and lubricants	Yes; Incl. diesel and oil droplets in the air
Use in stationary industrial systems	
— to biologically active substances according to EN 60721-3-3	Yes; Class 3B2 mold, fungus and dry rot spores (with the exception of fauna); Class 3B3 on request
— to chemically active substances according to EN 60721-3-3	Yes; Class 3C4 (RH < 75 %) incl. salt spray acc. to EN 60068-2-52 (severity degree 3); *
— to mechanically active substances according to EN 60721-3-3	Yes; Class 3S4 incl. sand, dust, *
Use on ships/at sea	
— to biologically active substances according to EN 60721-3-6	Yes; Class 6B2 mold and fungal spores (excluding fauna); Class 6B3 on request
— to chemically active substances according to EN 60721-3-6	Yes; Class 6C3 (RH < 75 %) incl. salt spray acc. to EN 60068-2-52 (severity degree 3); *
— to mechanically active substances according to EN 60721-3-6	Yes; Class 6S3 incl. sand, dust; *
Usage in industrial process technology	
— Against chemically active substances acc. to EN 60654-4	Yes; Class 3 (excluding trichlorethylene)
— Environmental conditions for process, measuring and control systems acc. to ANSI/ISA-71.04	Yes; Level GX group A/B (excluding trichlorethylene; harmful gas concentrations up to the limits of EN 60721-3-3 class 3C4 permissible); level LC3 (salt spray) and level LB3 (oil)
Remark	
— Note regarding classification of environmental conditions acc. to EN 60721, EN 60654-4 and ANSI/ISA-71.04	* The supplied plug covers must remain in place over the unused interfaces during operation!
Conformal coating	
• Coatings for printed circuit board assemblies acc. to EN 61086	Yes; Class 2 for high reliability
• Protection against fouling acc. to EN 60664-3	Yes; Type 1 protection
• Military testing according to MIL-I-46058C, Amendment 7	Yes; Discoloration of coating possible during service life
• Qualification and Performance of Electrical Insulating Compound for Printed Board Assemblies according to IPC-CC-830A	Yes; Conformal coating, Class A
connection method	
required front connector	Yes
Mechanics/material	
Enclosure material (front)	
• Plastic	Yes
Dimensions	
Width	45 mm
Height	100 mm
Depth	75 mm
Weights	

Weight, approx.	230 g
-----------------	-------

Classifications


	Version	Classification
eClass	14	27-24-22-04
eClass	12	27-24-22-04
eClass	9.1	27-24-22-04
eClass	9	27-24-22-04
eClass	8	27-24-22-04
eClass	7.1	27-24-22-04
eClass	6	27-24-22-04
ETIM	9	EC001419
ETIM	8	EC001419
ETIM	7	EC001419
IDEA	4	3566
UNSPSC	15	32-15-17-05


Approvals / Certificates


General Product Approval	EMV
--------------------------	-----

[Miscellaneous](#)

[Manufacturer Declaration](#)


EG-Konf.




UL

[KC](#)

EMV	Maritime application	Environment
-----	----------------------	-------------


RCM


DNV



last modified:

10/9/2024 