

Product availability : Non-Stock - Not normally stocked in distribution facility



Price\*\* : 28.80 USD



### Main

Range of product	OsiSense XC
Series name	Standard format
Product or component type	Limit switch
Device short name	XCKN
Sensor design	Compact
Body type	Fixed
Head type	Multi-directional head
Material	Plastic
Body material	Plastic
Head material	Plastic
Fixing mode	By the body
Movement of operating head	Multi-directional
Type of operator	Spring return cat's whisker
Type of approach	Multi-directional approach
Cable entry	1 entry tapped for M20 x 1.5 cable gland 0.28...0.51 in (7...13 mm)
Number of poles	2
Contacts type and composition	1 NC + 1 NO
Contact operation	Snap action

### Complementary

Switch actuation	By any moving part
Electrical connection	Screw-clamp terminals 1 x 0.34...2 x 1.5 mm <sup>2</sup>
Contacts insulation form	Zb
Positive opening	Without
Minimum torque for tripping	1.15 lbf.in (0.13 N.m)
Maximum actuation speed	3.28 ft/s (1 m/s)

Contact code designation	A300, AC-15 (Ue = 240 V), Ie = 3 A 10 A EN/IEC 60947-5-1 appendix A R300, DC-13 (Ue = 250 V), Ie = 0.1 A EN/IEC 60947-5-1 appendix A
[Ui] rated insulation voltage	300 VUL 508 500 V 3)IEC 60947-1 300 VCSA C22.2 No 14
[Uimp] rated impulse withstand voltage	6 kV IEC 60664 6 kV IEC 60947-1
Short-circuit protection	10 A cartridge fuse gG
Electrical durability	5000000 cycles, DC-13, 120 V, 4 W 60 cyc/mn 0.5 IEC 60947-5-1 appendix C 5000000 cycles, DC-13, 24 V, 10 W 60 cyc/mn 0.5 IEC 60947-5-1 appendix C 5000000 cycles, DC-13, 48 V, 7 W 60 cyc/mn 0.5 IEC 60947-5-1 appendix C
Mechanical durability	5000000 cycles
Width	1.18 in (30 mm)
Height	7.76 in (197 mm)
Depth	1.18 in (30 mm)
Net weight	0.30 lb(US) (0.135 kg)
Terminals description ISO n°1	(21-22)NC (13-14)NO

## Environment

Shock resistance	45 gn 11 ms IEC 60068-2-27
Vibration resistance	25 gn 10...500 Hz)IEC 60068-2-6
IP degree of protection	IP65 IEC 60529
IK degree of protection	IK04 EN 50102
Overvoltage category	Class II IEC 61140 Class II NF C 20-030
Ambient air temperature for operation	-13...158 °F (-25...70 °C)
Ambient air temperature for storage	-40...158 °F (-40...70 °C)
Protective treatment	TC
Product certifications	CSA CCC UL
Standards	IEC 60947-5-1 IEC 60204-1 UL 508 EN 60947-5-1 CSA C22.2 No 14 EN 60204-1

## Ordering and shipping details

Category	22435 - LIMIT SWITCHES,TYPE XCM
Discount Schedule	T
GTIN	03389110214352
Package weight(Lbs)	0.32 kg (0.7 lb(US))
Returnability	No
Country of origin	ID

## Offer Sustainability

Sustainable offer status	Green Premium product
California proposition 65	WARNING: This product can expose you to chemicals including: Di-isodecyl phthalate (DIDP) and Diisononyl phthalate (DINP) which is known to the State of California to cause Carcinogen and Reproductive harm. For more information go to <a href="http://www.p65warnings.ca.gov">www.p65warnings.ca.gov</a>
REACH Regulation	<a href="#">REACH Declaration</a>
EU RoHS Directive	Pro-active compliance (Product out of EU RoHS legal scope) <a href="#">EU RoHS Declaration</a>
Mercury free	Yes
RoHS exemption information	<a href="#">Yes</a>

---

Environmental Disclosure	<a href="#">Product Environmental Profile</a>
Circularity Profile	No need of specific recycling operations <a href="#">End of Life Information</a>

---

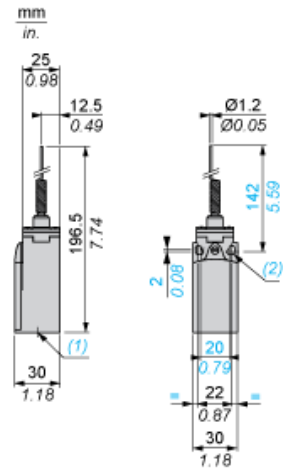
### Contractual warranty

---

Warranty	18 months
----------	-----------

---

Dimensions



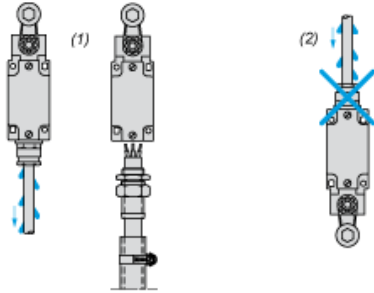
- (1) 1 tapped entry for M20 x 1.5  
 (2)  $\varnothing$ : 2 elongated holes  $\varnothing$  4.3 x 6.3 on 22 mm centres, 2 holes  $\varnothing$  4.3 on 20 mm centres.

---

Mounting with Cable Entry

---

Position of Cable Gland



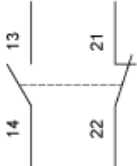
- (1) Recommended
- (2) To be avoided

---

Wiring Diagram

---

2-pole NC + NO Snap Action

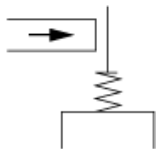


---

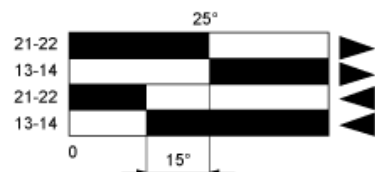
Characteristics of Actuation

---

Switch Actuation by Any Moving Part






Functionnal Diagram



- (1) Closed
- (2) Open
- (3) Tripping
- (4) Resetting

XCKN2106P20 is replaced by the following group of products:

	<p><b>Miniature range ZCE06</b> limit switch head ZCE - cat's whisker with nitrile boot Qty 1</p>
	<p><b>Compact range ZCP21</b> Osiswitch, limit switch body, ZCP, compact body, 1 NC and 1 NO, snap action Qty 1</p>
	<p><b>Compact range ZCPEP20</b> cable gland entry - M20 x 1.5 - for limit switch - plastic body Qty 1</p>

Reason for Substitution: End of life | Substitution date: 01 January 2017