


XB4BVM5

orange complete pilot light Ø22 plain lens with
integral LED 230...240V

Product availability : Non-Stock - Not normally stocked in distribution facility



Price** : 72.00 USD



Main

| | |
|---------------------------------|-------------------------|
| Range of product | Harmony XB4 |
| Product or component type | Pilot light |
| Device short name | XB4 |
| Bezel material | Chromium plated metal |
| Fixing collar material | Zamak |
| Mounting diameter | 0.87 in (22 mm) |
| Head type | Standard |
| Sale per indivisible quantity | 1 |
| Shape of signaling unit head | Round |
| Cap/Operator or lens colour | Orange |
| Operator additional information | With plain lens |
| Light source | Protected LED |
| Bulb base | Integral LED |
| Light source colour | Orange |
| [Us] rated supply voltage | 230...240 V AC 50/60 Hz |

Complementary

| | |
|------------------------------------|---|
| Height | 1.85 in (47 mm) |
| Width | 1.18 in (30 mm) |
| Depth | 2.13 in (54 mm) |
| Terminals description ISO n°1 | (X1-X2)PL |
| Net weight | 0.18 lb(US) (0.08 kg) |
| Resistance to high pressure washer | 1015.26 psi (7000000 Pa) 131 °F (55 °C) 0.1 m |
| Connections - terminals | Screw clamp terminals, <= 2 x 1.5 mm ² with cable end EN/IEC 60947-1 Screw clamp terminals, 1 x 0.22...2 x 2.5 mm ² without cable end EN/IEC 60947-1 |
| [Ui] rated insulation voltage | 250 V 3)EN 60947-1 |

| | |
|--|-------------------------------------|
| [Uimp] rated impulse withstand voltage | 4 kV EN 60947-1 |
| Signalling type | Steady |
| Current consumption | 14 mA |
| Service life | 100000 h at rated voltage and 25 °C |
| Surge withstand | 1 kV IEC 61000-4-5 |
| Device presentation | Complete product |
| Supply voltage limits | 195...264 V AC |

Environment

| | |
|---------------------------------------|---|
| Protective treatment | TH |
| Ambient air temperature for storage | -40...158 °F (-40...70 °C) |
| Ambient air temperature for operation | -40...158 °F (-40...70 °C) |
| Electrical shock protection class | Class I IEC 60536 |
| IP degree of protection | IP66 IEC 60529 IP67 IP69 IP69K |
| NEMA degree of protection | NEMA 13 NEMA 4X |
| IK degree of protection | IK06 IEC 50102 |
| Standards | EN/IEC 60947-1 EN/IEC 60947-5-1 UL 508 CSA C22.2 No 14 EN/IEC 60947-5-5 EN/IEC 60947-5-4 JIS C8201-5-1 JIS C8201-1 |
| Product certifications | CSA UL listed |
| Vibration resistance | 5 gn 12...500 Hz) IEC 60068-2-6 |
| Shock resistance | 30 gn 18 ms) half sine wave acceleration IEC 60068-2-27 50 gn 11 ms) half sine wave acceleration IEC 60068-2-27 |
| Resistance to fast transients | 2 kV IEC 61000-4-4 |
| Resistance to electromagnetic fields | 9.14 V/m (10 V/m) IEC 61000-4-3 |
| Resistance to electrostatic discharge | 6 kV on contact (on metal parts) IEC 61000-4-2 8 kV in free air (in insulating parts) IEC 61000-4-2 |
| Electromagnetic emission | Class B IEC 55011 |

Ordering and shipping details

| | |
|---------------------|-------------------------------------|
| Category | 22468 - PUSHBUTTONS,22MM(METAL) NEW |
| Discount Schedule | CS2 |
| GTIN | 00785901579311 |
| Package weight(Lbs) | 0.04 kg (0.08 lb(US)) |
| Returnability | No |
| Country of origin | FR |

Offer Sustainability

| | |
|----------------------------|---|
| Sustainable offer status | Green Premium product |
| REACH Regulation | REACH Declaration |
| REACH free of SVHC | Yes |
| EU RoHS Directive | Pro-active compliance (Product out of EU RoHS legal scope) EU RoHS Declaration |
| Mercury free | Yes |
| RoHS exemption information | Yes |
| China RoHS Regulation | China RoHS declaration |

| | |
|--------------------------|--|
| Environmental Disclosure | Product Environmental Profile |
| Circularity Profile | End of Life Information |
| WEEE | The product must be disposed on European Union markets following specific waste collection and never end up in rubbish bins. |

Contractual warranty

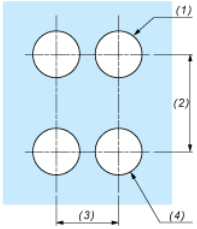
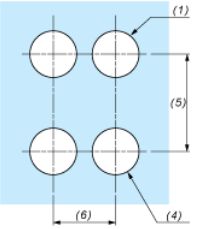
| | |
|----------|-----------|
| Warranty | 18 months |
|----------|-----------|

Dimensions



- e : clamping thickness: 1 to 6 mm / 0.04 to 0.24 in.
- b : 30 mm / 1.18 in.
- c : 46.5 mm / 1.83 in.

Panel Cut-out for Pushbuttons, Switches and Pilot Lights (Finished Holes, Ready for Installation)

| Connection by Screw Clamp Terminals or Plug-in Connectors or on Printed Circuit Board | Connection by Faston Connectors |
|---|--|
|  |  |
| <p>(1) Diameter on finished panel or support (2) 40 mm min. / 1.57 in. min. (3) 30 mm min. / 1.18 in. min. (4) $\text{Ø } 22.5 \text{ mm} / 0.89 \text{ in. recommended } (\text{Ø } 22.3 \text{ mm }_0^{+0.4} / 0.88 \text{ in. }_0^{+0.016})$ (5) 45 mm min. / 1.78 in. min. (6) 32 mm min. / 1.26 in. min.</p> | |